



ORIGINAL[®]

A NEW STANDARD IN DOORS



COMPOSITE DOORS

EDITION 2.2

INTRODUCiNG




NOiR

Introducing NOiR, a brand-new aesthetic concept designed to elevate our latest door range, Eaton. Inspired by the dark glamour and effortless style of the roaring 20's, the NOiR theme combines stunning new pieces of glass with specially selected shades, Black, Black Ash Brown and Anthracite Grey, to bring the designs within the Eaton collection to life.

EATON



Jazz · Black





KNIGHT/BRIDGE



Empire · Black Ash Brown



Pretty in PiNK!

The exclusive PiNK Door Range supports Kelly's Heroes, which aims to raise awareness of mental health.

This exclusive collection is right on trend, with 3 shades of pink and co-ordinating glass options.



Door Colour: **Dusky Pink**

Door Glass: **Bold Pink**



Door Colour: **Pale Pink**

Door Glass: **Spirit Pink**



Door Colour: **Bright Pink**

Door Glass: **Louisiana Rose Gold**



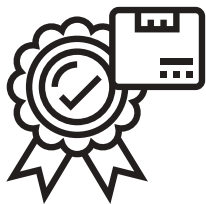
Door Colour: **Pale Pink**



Door Colour: **Dusky Pink**

Door Glass: **Louisiana Rose Gold**


Features & Benefits



Performance

The ORiGINAL® composite door offers a truly appealing entrance for any home, with a high-definition smooth or grained GRP outer skin that will look stunning for years to come.

The door offers stability from the elements with protection against any water ingress. The inner core is manufactured from high density polyurethane foam, which offers exceptional thermal efficiency and will help to reduce energy bills in the home in comparison with any other door on the market.



Colours


With our high-performance paint technology, we can offer any colour door which can even complement the colour options on frames. This provides a fantastic choice for your home. In most cases the doors come in white as standard on the internal side, however, the options are endless, so get creative with colour and choose something different for the internal side.



Security

We take security very seriously. The ORiGINAL® composite door comes with security features which stand up to current and future security standards, including PAS 24 in line with Approved Document Q. We recommend the use of multipoint locks (locks should always be engaged so the door is not left just on the latch) and security hardware including TS007 high security cylinders and handle combinations and TS008 letterplates.

A slam shut lock option is available for a contemporary look, however, please note that slam shut locks should be used with caution as the operation of these may not suit certain individuals. We recommend an aluminium lock strip is used in conjunction with heritage locking systems.



Glass and Glazing

The visual impact of your door is enhanced by your choice of glass. Depending on the style, the units will be either a double or triple glazed unit. The FLiP® glazing cassette system passes PAS 24:2016 security attack tests.

All glass units supplied are laminated & comply with Approved Document Q specification that the glazing unit needs to contain one pane of class P1A (EN356) glass, which must be 6.8mm, security laminated.

Thermal Performance

The ORiGINAL[®] composite doors are thermally efficient by design.


The warm foam core allows the door to have a significantly better 'U' value than any other option on the market, meaning your entranceway is more thermally efficient with ORiGINAL.

Our full door range complies with Document L and the requirements of the current Building Regulations.



Door Finishes

The ORIGINAL® composite door is the minimal-maintenance alternative to traditional door materials. It has reinforced GRP skins, finished in either woodgrain or an exclusive smooth/etched finish that perfectly matches aluminium and delivers kerb appeal for any property. The ORIGINAL® door outperforms other market alternatives with outstanding thermal performance. Inside, the PU foam core reduces heat loss and is encased by an LVL (Laminated Veneer Lumber) subframe to provide strength and rigidity. The door protects the home from the elements and will have minimal thermal expansion and contraction rates under extreme temperature variations which is perfectly normal.



Exclusive Glazing Cassettes

The ORIGINAL® Composite door range uses FLiP®, an exclusive glazing cassette system with revolutionary Foam in Place technology. We also offer the unique Inox™ cassette system finished in stainless steel or black matt finish.

FiP® Technology

The pre-applied foam in place technology creates a superior seal that prevents any water ingress. FLiP® achieved over 1000pa through the glazing aperture during weather testing.



| FLiP® Standard | FLiP® Flat Grained | FLiP® Flat Stipple | FLiP® METALLiC | Inox™ Stainless Steel | Inox™ Black Stainless Steel

Standard

The traditional choice with a moulded design and a woodgrain finish to suit a more conventional door design.

Flat Grained

Be eclectic by combining a woodgrain finish with a modern squared-off flat profile that compliments a contemporary Flush or designer Monza II door.

Flat Stipple

The modern one, with a squared-off flat profile and smooth stippled finish that perfectly matches Links, our aluminium-effect composite door.

Inox™

For a more European look, choose the stunning Inox™ stainless steel frames.

Door Styles

A range of traditional doors designed to replicate the most popular timber doors and come with highly defined mouldings and realistic woodgrain embossing on the surface. Whether for a Victorian home, a modern townhouse or a farmhouse cottage, these doors always enhance the appearance of the entrance.

Traditional



Eaton Solid
Page 14



Eaton
Page 14



Eaton 4Grid
Page 14



Knightsbridge Solid
Page 14



Knightsbridge
Page 14



Tatton
Page 14



Tatton 4Grid
Page 14



Tatton 9Grid
Page 14



Carnoustie
Page 18



Birkdale
Page 18



Penina
Page 18



Pinehurst
Page 22



Troon
Page 24



Muirfield
Page 24



Muirfield Solid
Page 24



Riviera
Page 26



Portrush
Page 26



Sunburst
Page 26



Lytham
Page 30



Lytham 4Grid
Page 30



Lytham 9Grid
Page 30



Turnberry
Page 32



Turnberry 11Grid
Page 32



St Andrews
Page 34



St Andrews Solid
Page 34



Belfry
Page 36



Belfry 3
Page 36



Pevero
Page 36

Traditional



Sunningdale
Page 38



Farmhouse Solid
Page 38



Merion
Page 40



Merion 4Grid
Page 40



Stable Door
Page 42



Sidepanels
Page 80

A selection of modern styles created from our newly engineered flush ¾ lite finish and ever-popular flush finish. Featuring a mixture of angular and rounded mouldings, this collection perfectly suits our Standard, Flat Grained and Inox Stainless Steel cassettes.

Contemporary



Oulton
Page 45



Gleneagles
Page 46



Gleneagles 4Grid
Page 46



Grove
Page 46



Kings
Page 46



Chantilly
Page 49



Seminole
Page 50



Vilamoura
Page 52



Oakmont & Copenhagen
Page 53



Augusta
Page 54



Augusta Long
Page 55



Inox Nice
Page 56



Inox Lyon
Page 57



Inox Munich
Page 58




Inox Monaco
Page 59




Inox Barcelona
Page 60

A designer collection of unique doors: the smooth/etched LINKS door, glazed using the FLiP® Flat Stipple cassette choice, or the stunning Monza II door with our FLiP® Flat Grained cassette or Inox™ stainless steel frames.




Standard Colours

A range of 9 external colours with white interior as standard. Coloured both sides is a cost option.



Premium Colours

Our range of 38 premium colours finished in a Semi-Matt, Satin or Semi-Gloss sheen dependent upon colour.



*Some RAL colours containing luminous elements are unavailable




PAiNT allows us to colour match anything

Yes. Anything.

With our high-performance paint technology we can offer any colour door you desire.

PATiNA

An exciting range of 6 patina colours are available exclusively on the Monza II, Eaton, Knightsbridge, Tatton, Gleneagles, Oulton, Grove and Kings door styles.



Door colours shown in this brochure should be used for guidance only. We have made every effort to match the colour and stain you see in the brochure so it's as close as possible to our paint when applied to the doors. Due to the nature of the product it is applied to, there is sometimes a difference between them which we cannot avoid. The colour, intensity and sheen level may differ from the paper print version and we do not accept any liability for this for whatever reason. To ensure that you are getting the right colour on your door, please enquire about a colour booklet.

| GRAINED TRADITIONAL DOORS

Eaton

including Knightsbridge and Tatton options

Our newest door style is a perfect traditional design with brand-new grain detailing, available as Eaton, Knightsbridge and Tatton.



Door Colour: Anthracite Grey | Door Glass: Jazz



Doorstyle Options



Eaton

Eaton 4Grid

Knightsbridge

Tatton

Door Colour: Agate Grey

Door Glass: Satin

Tatton
9Grid



Door Colour: Mulberry

Door Glass: Casino



Door Colour: Black Ash Brown


Door Glass: Metropolis



Door Colour: Sage

Door Glass: Louisiana

KBridge
Option



TRADITIONAL



Door Colour: Slate
Door Glass: 4 Bevel

Eaton
4Grid



Door Colour: Black
Door Glass: Skyscraper

Tatton
Option

Door Colour: Blue
Door Glass: Geometric



Door Colour: Military Grey
Door Glass: Skyscraper
KBridge Option



Door Colour: Dusky Pink
Door Glass: Palazzo



Door Colour: Mushroom
Eaton Solid



Door Colour: Chartwell Green
Door Glass: Casino
Tatton Option



Door Colour: Cotswold
Door Glass: Empire
KBridge Option

Door Colour: Anthracite Grey
Door Glass: Louisiana
Tatton Option



Door Colour: Victory Blue
KBridge Solid



Door Colour: Clotted Cream
Door Glass: Skyscraper



Door Colour: Silver Grey
Door Glass: Optimal
Tatton 4Grid



TRADITIONAL



Door Colour: Green | Door Glass: Palazzo
KBridge Option

I GRAINED TRADITIONAL DOORS

Carnoustie

including Birkdale and Penina options

Our most popular composite door option which is now available in a choice of three glazing styles.



Doorstyle Options



Carnoustie

Birkdale

Penina

Door Colour: **Slate**

Door Glass: **Birchwood**



Door Colour: **Stormy Seas**

Door Glass: **Louisiana**



Door Colour: **Chartwell Green**

Door Glass: **Milan**



Door Colour: **Twilight**

Door Glass: **Lanesborough Blue**



TRADITIONAL



Door Colour: **Anthracite Grey**

Door Glass: **Cubic**



Door Colour: **Cotswold**

Door Glass: **Astoria**

Tiffany Glass Option Also Available

Door Colour: Bolero
Door Glass: Diamonte



Door Colour: Victory Blue
Door Glass: Trio Diamond
Penina Option



Door Colour: California
Door Glass: Prestige



Door Colour: Sage
Door Glass: Artisan



Door Colour: Black
Door Glass: Skyscraper



Door Colour: Cream White
Door Glass: Bloomsbury

Birkdale Option

Door Colour: **Shadow**
Door Glass: **Metropolis**



Door Colour: **Clay**
Door Glass: **Empire**



Door Colour: **Very Berry**
Door Glass: **Belgravia**



Door Colour: **Silver Grey**
Door Glass: **Tranquility Zinc**



TRADITIONAL




Door Colour: **White** | Door Glass: **Impression**

| GRAINED TRADITIONAL DOORS

Pinehurst

An evolution of a traditional style with its square top lites.



Door Colour: Emerald

Door Glass: Victorian Border



Door Colour: Mushroom

Door Glass: 4 Bevel Square



Door Colour: Azure

Door Glass: Artemis



Door Colour: Citrine

Door Glass: Belgravia



TRADITIONAL



Door Colour: Bahia Blue

Door Glass: Cubic



Door Colour: Dusky Pink

Door Glass: Trinity

FLiP® Standard
Cassette Option

| GRAINED TRADITIONAL DOORS

Troon

including Muirfield option

The traditional six-panel door can be enhanced with either two or four small glazing details.



Door Colour: Agate Grey | Door Glass: Metropolis



Doorstyle Options



Troon



Muirfield



Solid

Door Colour: **Very Berry**

Door Glass: **Prestige**



Door Colour: **Cotswold**

Door Glass: **Hathaway**




Door Colour: **Pale Pink**

Door Glass: **Louisiana Rose Gold**




Door Colour: **Anthracite Grey**

Door Glass: **Milan**



TRADITIONAL

ORIGINAL[®]
Trending
Colours



Slate



Red



Green



Shadow



Door Colour: **Stormy Seas**

Door Glass: **Louisiana**



Door Colour: **Putty**

Door Glass: **Trio Diamond**



Door Colour: **Chartwell Green**

Door Glass: **Belgravia**

Muirfield
Option

| GRAINED TRADITIONAL DOORS

Riviera

including Portrush and Sunburst options

A traditional favourite with just a hint of modern, the Riviera is also available in Portrush and Sunburst options shown below.



Door Colour: Paradise Green | Door Glass: Hathaway



Doorstyle Options



Riviera

Portrush

Sunburst

Door Colour: Nimbus

Door Glass: Prestige



Door Colour: Clotted Cream

Door Glass: Stardrop



Door Colour: French Blue

Door Glass: Victorian Border



Door Colour: Mulberry

Door Glass: Impression



TRADITIONAL

ORIGINAL[®]
Trending
Colours



Black



Cotswold



Diablo



Twilight



Door Colour: Victory Blue

Door Glass: Birchwood



Door Colour: Chartwell Green

Door Glass: Trio Diamond



Door Colour: Military Grey

Door Glass: Numbers*

Portrusion
Option

*Numbers is a bespoke glass design, customised to suit your number/ letter requirements. We use a standardised font but the position and scale may differ according to the number of characters requested.



Door Colour: Cotswold | Door Glass: Artemis



TRADITIONAL

| GRAINED TRADITIONAL DOORS

Lytham

including 4Grid and 9Grid options

With its large glazed area, the Lytham lets light flood through. Also available with GridLite and our unique integral blind option.



Doorstyle Options



Lytham

4Grid

9Grid

Door Colour: **Shadow**
Door Glass: **Bloomsbury**




Door Colour: **Green**
Door Glass: **Impression**



Door Colour: **Citrine**
Door Glass: **Palazzo**



Door Colour: **Clay**
Door Glass: **Optimal**




**9Grid
Option**

TRADITIONAL

ORIGINAL[®]
Trending
Colours



Anthracite Grey



Chartwell Green



Cotswold



Blue



Door Colour: **Mushroom**
Door Glass: **Metropolis**



Door Colour: **Mulberry**
Door Glass: **Trio Diamond**



Door Colour: **Moonshine**
Door Glass: **Optimal**


**4Grid
Option**

| GRAINED TRADITIONAL DOORS

Turnberry

including 11Grid option

The large arched glazed area of the Turnberry can also be enhanced with the GridLite option.



Door Colour: Dusky Pink | Door Glass: Synergy



Doorstyle Options



Turnberry

11Grid

Door Colour: **Nimbus**
Door Glass: **Bloomsbury**



Door Colour: **Sage**
Door Glass: **Tranquility Zinc**



Door Colour: **Clotted Cream**
Door Glass: **Victorian Border**



Door Colour: **Agate Grey**
Door Glass: **Satin**

**11Grid
Option**



TRADITIONAL


ORIGINAL
Trending
Colours



Anthracite Grey



Azure



Chartwell Green



White



Door Colour: **Chartwell Green**
Door Glass: **Onyx**



Door Colour: **Silver Grey**
Door Glass: **Aztec**



Door Colour: **Wedgewood**
Door Glass: **Optimal**

**11Grid
Option**

I GRAINED TRADITIONAL DOORS

St Andrews

Reminiscent of the door styles of the 1930's, the St Andrews door is available as a solid door option as well as a glazed.



Door Colour: Agate Grey | Door Glass: Skyscraper



Doorstyle Options



St Andrews

St Andrews Solid

Door Colour: Chartwell Green

Door Glass: Impression



Door Colour: Wedgewood

Door Glass: Kew



Door Colour: Mushroom

Door Glass: Essence




Door Colour: Victory Blue

Door Glass: Tranquility Zinc



TRADITIONAL


ORIGINAL[®]
Trending
Colours




Black



Anthracite Grey



Chartwell Green



Blue



Door Colour: Shadow

Door Glass: Tiffany



Door Colour: Clay

Door Glass: Hathaway



Door Colour: Putty

Door Glass: Louisiana

| GRAINED TRADITIONAL DOORS


Belfry

including Pevero option

The Belfry has a unique 'offset etched' detailing and comes in multiple glazing styles.



Door Colour: Cotswold | Door Glass: Cubic



Doorstyle Options



Belfry

Belfry 3

Pevero

Door Colour: Pale Pink
Door Glass: Artemis

FLiP®
Flat Grain



Door Colour: Slate
Door Glass: Grange

FLiP®
Flat Grain



Door Colour: Clotted Cream
Door Glass: Tranquility Zinc

FLiP®
Standard



Door Colour: Sage
Door Glass: Belgravia

FLiP®
Standard



TRADITIONAL



Door Colour: Wedgewood
Door Glass: Louisiana

FLiP®
Standard

Belfry 3
Option



Door Colour: Clay
Door Glass: Graphite

FLiP®
Flat Grain

Pevero
Option

| GRAINED TRADITIONAL DOORS

Sunningdale

The Sunningdale is available with a wide range of glass designs.



Doorstyle Options



Sunningdale

Farmhouse Solid

Door Colour: Florida

Door Glass: Trio Diamond



Door Colour: Moonshine

Door Glass: Louisiana



Door Colour: Clotted Cream

Door Glass: Kew




Door Colour: Stormy Seas

Door Glass: Artemis



TRADITIONAL

ORIGINAL[®]
Trending
Colours



Chartwell Green



Agate Grey



Clay



Cotswold



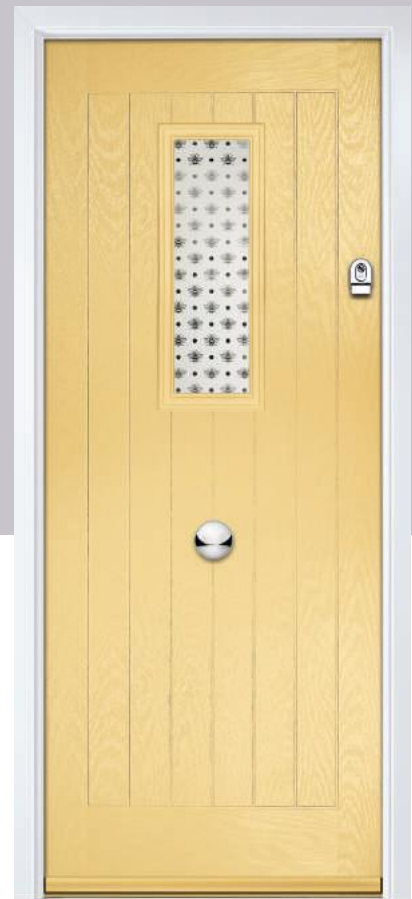
Door Colour: Victory Blue

Door Glass: Birchwood



Door Colour: Dusky Pink

Door Glass: Prestige



Door Colour: Citrine

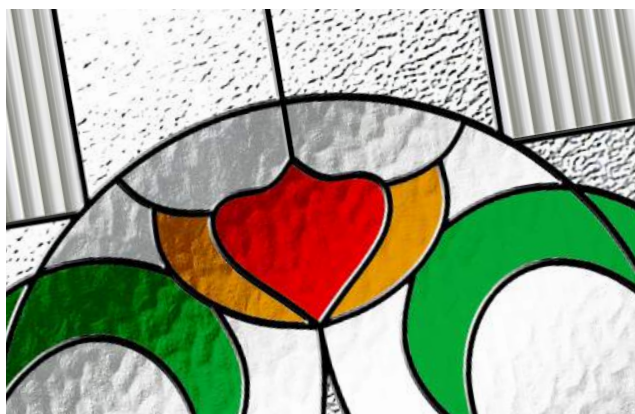
Door Glass: Hive

| GRAINED TRADITIONAL DOORS

Merion

including 4Grid option

The Merion is available with a complementary glass range designed specifically for this door style.



Doorstyle Options



Merion

4Grid

Door Colour: Very Berry
Door Glass: Bevel Square

4Grid
Option



Door Colour: Chartwell Green
Door Glass: Artemis



Door Colour: Anthracite Grey
Door Glass: Louisiana



Door Colour: Cotswold
Door Glass: Blossom



TRADITIONAL



Door Colour: Agate Grey | Door Glass: Empire

| GRAINED TRADITIONAL DOORS

Stable Door

Bring the outside in with our range of stable doors, available in 6 of our most popular Farmhouse door designs.*



Door Colour: White | Door Glass: Satin

Doorstyle Options



Sunningdale

Belfry

Solid

Merion

Merion 4Grid

Pevero

Door Colour: Moonshine

Door Glass: Louisiana



Door Colour: Agate Grey

Door Glass: Satin



Door Colour: Bright Pink

Door Glass: Belgravia




Door Colour: Wedgewood

Door Glass: Cubic




TRADITIONAL

ORIGINAL[®]
Trending
Colours




Chartwell Green



Agate Grey



White



Cotswold



Door Colour: Cream White

Door Glass: Grange



Door Colour: Chartwell Green

Door Glass: Lavish



Door Colour: Clay

*For glass availability see the respective door style.



OR*i*GINAL[®]

A NEW STANDARD IN DOORS

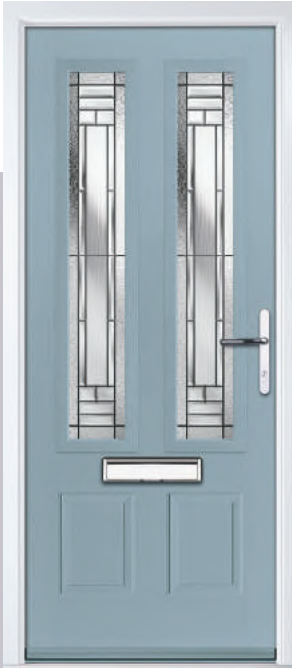
Linear Etched Detail

Flush

GRAINED
CONTEMPORARY
DOORS

Door Colour: **Nimbus**

Door Glass: **Louisiana**



Door Colour: **Blue**

Door Glass: **Palazzo**



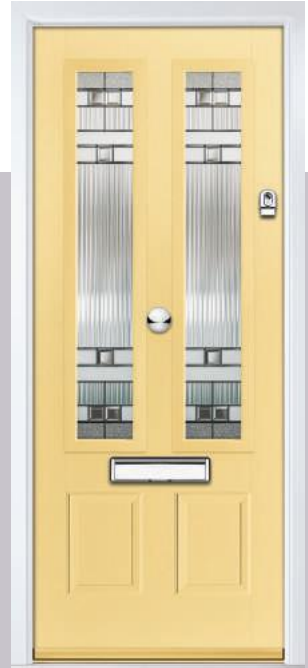
Door Colour: **Slate**

Door Glass: **Victorian Border**



Door Colour: **Citrine**

Door Glass: **Skyscraper**



CONTEMPORARY

| GRAINED CONTEMPORARY DOORS

Oulton

A popular style that's been given a refresh with two long panels that combine traditional styles with contemporary.



Door Colour: **Agate** | Door Glass: **Metropolis**

| GRAINED CONTEMPORARY DOORS

Gleneagles

including Grove and Kings option

Our popular Gleneagles design has been updated to feature a brand-new linear etch grain and is available as a single or grid glazing unit, as well as new designs Oulton, Kings and Grove.



Door Colour: Slate | Door Glass: Skyscraper



Doorstyle Options



Gleneagles

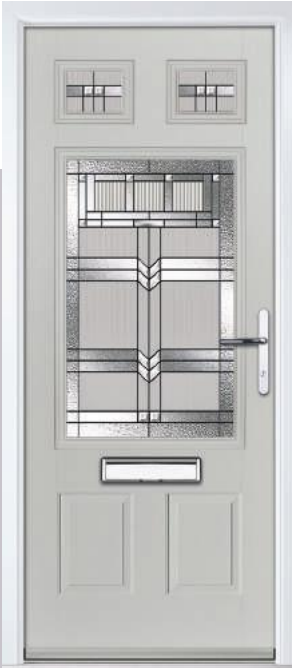
Gleneagles 4Grid

Grove

Kings

Door Colour: Agate Grey

Door Glass: Palazzo



Door Colour: Twilight

Door Glass: Louisiana



Door Colour: Silver Grey

Door Glass: Impression



Door Colour: Mulberry

Door Glass: Victorian Border



CONTEMPORARY

ORIGINAL[®]
Trending
Colours



Anthraxite Grey



Shadow



Stormy Seas



Mulberry



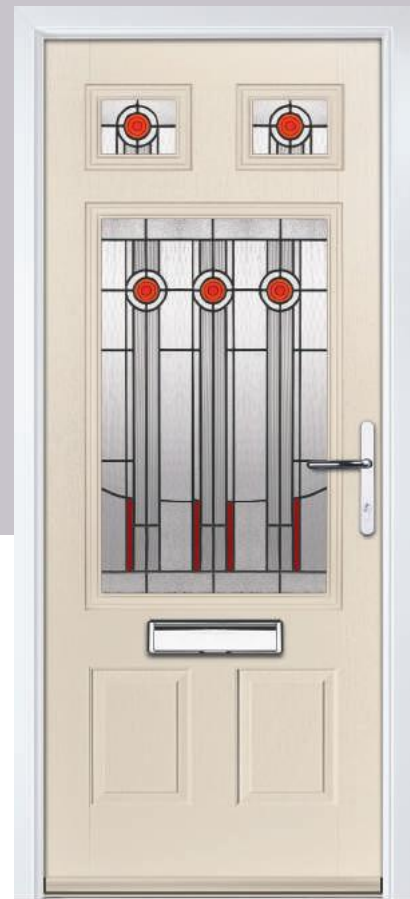
Door Colour: Nimbus

Door Glass: Artemis



Door Colour: Black

Door Glass: Lotus



Door Colour: Clotted Cream

Door Glass: Metropolis

Door Colour: **Pale Pink**

Door Glass: **Louisiana Rose Gold**



Door Colour: **Anthracite Grey**

Door Glass: **Palazzo**



Door Colour: **Shadow**

Door Glass: **Birchwood**



Door Colour: **White**

Door Glass: **Graphite**



Door Colour: **Green**

Door Glass: **Optimal**

**4Grid
Option**



Door Colour: **Agate Grey**

Door Glass: **Tectronic**

Door Colour: Agate Grey

Door Glass: Prestige



Door Colour: Sage

Door Glass: Victorian Border



Door Colour: Nimbus

Door Glass: Trio Diamond



TRADITIONAL
Farmhouse
Option

Door Colour: Sandstone

Door Glass: Impression



TRADITIONAL
Farmhouse
Option

CONTEMPORARY

| GRAINED CONTEMPORARY DOORS

Chantilly

The facing curves of the glazing detail make a truly modern statement in the Chantilly door.



Door Colour: Black | Door Glass: Stardrop




Seminole

The Seminole is a very popular contemporary door design with an abundance of glazing options and positions.



Door Colour: Florida | Door Glass: Victorian Border



Doorstyle Options



Seminole 4

Seminole 3

Door Colour: Putty
Door Glass: Prestige

Left
Option



Door Colour: Chartwell Green
Door Glass: Palazzo

Centre
Option



Door Colour: Mulberry
Door Glass: Graphite

Right
Option




Door Colour: Clay
Door Glass: Cubic

Left
Option




CONTEMPORARY

ORIGINAL[®]
Trending
Colours



Black



Slate



Silver Grey



Mulberry



Door Colour: Clotted Cream
Door Glass: Impression

Farmhouse
Option
TRADITIONAL



Door Colour: White
Door Glass: Tectronic



Door Colour: Anthracite Grey
Door Glass: Louisiana


Farmhouse
Option
TRADITIONAL

Vilamoura

The inline slim glazing details on the Vilamoura door is inspired by the European door look.



Door Colour: Moonshine | Door Glass: Palazzo



Door Colour: Anthracite Grey
Door Glass: Louisiana



Door Colour: Agate Grey
Door Glass: Graphite



Door Colour: Emerald
Door Glass: Cubic



Door Colour: French Blue
Door Glass: Birchwood

**Farmhouse
Option**

TRADITIONAL

Door Colour: Moonshine

Door Glass: Cubic



Door Colour: Diablo

Door Glass: Tectronic



Door Colour: Bright Pink


Door Glass: Skyfall



Door Colour: Mulberry

Door Glass: Victorian Border

Copenhagen Option



CONTEMPORARY

I GRAINED CONTEMPORARY DOORS

Oakmont

including Copenhagen option

A stunning design using colour matched cassettes for all colour options.



Door Colour: Sage | Door Glass: Skyline



Augusta

With its simple, slim glazed panel and parallel pull handle, the Augusta has a clean modern style.



Door Colour: **Bolero**
Door Glass: **Luxor**



Door Colour: **Sage**
Door Glass: **Impression**



Door Colour: **Victory Blue**
Door Glass: **Lotus**



Door Colour: **Citrine**
Door Glass: **Louisiana**

Door Colour: **Slate**

Door Glass: **Skyscraper**



Door Colour: **Bahia Blue**

Door Glass: **Athena**



Door Colour: **Clay**

Door Glass: **Impression**



Door Colour: **Olive Grove**

Door Glass: **Trio Diamond**



CONTEMPORARY

| GRAINED CONTEMPORARY DOORS

Augusta Long

A full length decorative glass alternative to the standard Augusta.



Door Colour: **Nimbus** | Door Glass: **Deco**



Inox Nice

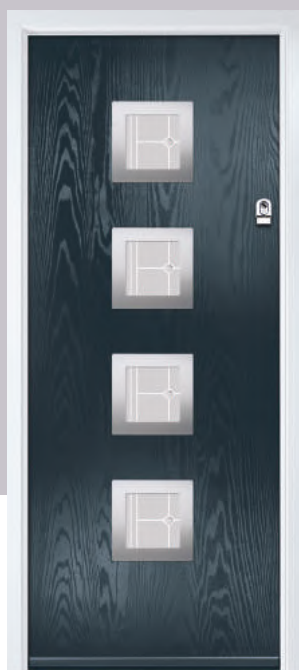
The Inox Nice door offers a Mediterranean style with four decorative lites that allow the light to stream in.



Door Colour: Slate | Door Glass: Trinity



Door Colour: Clay
Door Glass: Vector (Black Only)




Door Colour: Anthracite Grey
Door Glass: Mercury



Door Colour: Silver Grey
Door Glass: Graphite

Black Option



Door Colour: Sage
Door Glass: Cubic

Links Option

Door Colour: Very Berry

Door Glass: Cubic



Door Colour: Shadow

Door Glass: Trinity



DESIGNER

Links
Option

Door Colour: Nimbus

Door Glass: Mercury



Black
Option

Door Colour: Moonshine

Door Glass: Graphite



CONTEMPORARY

| GRAINED CONTEMPORARY DOORS

Inox Lyon

Inox Lyon provides a stunning mix of two smaller lites delicately 'bookending' a larger central lite to optimise light penetration.



Door Colour: Black | Door Glass: Skyline



Inox Munich

With its large single centre lite drawing the eye, the Inox Munich achieves a bold yet graceful design.



Door Colour: Clay | Door Glass: Skyscraper
Black Option



Door Colour: Agate Grey
Door Glass: Graphite



Door Colour: Anthracite Grey
Door Glass: Synergy



Door Colour: Black
Door Glass: Luxor



Door Colour: Twilight
Door Glass: Aspen

Links
Option
DESIGNER

Door Colour: **Victory Blue**

Door Glass: **Graphite**




Door Colour: **Blue**

Door Glass: **Quantum**



Door Colour: **Military Grey**

Door Glass: **Skyscraper**



DESIGNER

Links
Option

Door Colour: **Slate**

Door Glass: **Cubic**



Black
Option

CONTEMPORARY

I GRAINED CONTEMPORARY DOORS

Inox Monaco

With its large single centre lite drawing the eye, the Inox Monaco achieves a bold yet graceful design.



Door Colour: **Anthracite Grey** | Door Glass: **Luxor**




Inox Barcelona

The sweeping Barcelona design 'oozes' sophistication and is a popular option. Available with or without curve panel.



Door Colour: Wedgewood | Door Glass: Halo **Black Option**




Door Colour: Stormy Seas **Left Option**
Door Glass: Tokyo



Door Colour: Very Berry **Right Option**
Door Glass: Halo



Door Colour: Anthracite Grey **FLiP Cassette Option**
Door Glass: Louisiana



Door Colour: Black **FLiP Cassette Option**
Door Glass: Victorian Border



OR*i*GINAL®

A NEW STANDARD IN DOORS

MONZA II

DESIGNER

DOORS


I GRAINED DESIGNER DOORS

Monza II Augusta Long

A stunning modern design features linear etched detailing, a panelled moulding design and stunning full-length piece of glass for extra wow.



Door Colour: Agate Grey | Door Glass: Skyscraper



Doorstyle Options



Augusta Long

Solid

Door Colour: French Blue

Left Option

Door Glass: Graphite



Door Colour: Mulberry

Right Option

Door Glass: Numbers*



Door Colour: Dusky Pink

Left Option


Door Glass: Louisiana



Door Colour: Anthracite Grey

Right Option

Door Glass: Quantum



DESIGNER

ORIGINAL®


Trending Colours



White



Azure



Shadow



Sandstone



Door Colour: Clay

Left Option

Door Glass: Palazzo



Door Colour: Slate

Centre Option

Door Glass: Etch Lines



Door Colour: Silver Grey

Right Option

Door Glass: Lotus

*Numbers is a bespoke glass design, customised to suit your number/ letter requirements. We use a standardised font but the position and scale may differ according to the number of characters requested.


I GRAINED DESIGNER DOORS

Monza II Augusta

Linear, angular and modern, Monza II Augusta is a stunning design with a focal point of glass that really steals the show.



Door Colour: Silver Grey | Door Glass: Louisiana



Doorstyle Options



Augusta

Solid

Door Colour: Mulberry

Left
Option

Door Glass: Quantum



Door Colour: Clotted Cream

Centre
Option

Door Glass: Graphite



Door Colour: Shadow

Centre
Option

Door Glass: Metropolis



Door Colour: Wedgewood

Right
Option

Door Glass: Palazzo



DESIGNER



Door Colour: Alaskan Birch

Centre
Option

Door Glass: Etch Lines



Door Colour: Military Grey

Centre
Option

Door Glass: Deco

I GRAINED DESIGNER DOORS

Monza II Square

This modern design is brought to life with clean lines and crisp edges, available with three or four glazing apertures.



Door Colour: Cotswold | Door Glass: Louisiana



Doorstyle Options



Square 4

Square 3

Door Colour: Clotted Cream
Door Glass: Artemis
Left Option



Door Colour: Twilight
Door Glass: Belgravia
Centre Option



Door Colour: Nimbus
Door Glass: Trinity
Right Option



Door Colour: Agate Grey
Door Glass: Skyfall
Flush Option



DESIGNER



Door Colour: Sage
Door Glass: Cubic
Centre Option



Door Colour: Stone Grey
Door Glass: Space
Centre Option

I GRAINED DESIGNER DOORS

Monza II Oakmont

The Oakmont design beautifully complements the horizontal panels of the Monza II slab with bold rectangular glazing apertures.



Door Colour: Stormy Seas

Door Glass: Cubic



Door Colour: Florida

Door Glass: Skyfall




Door Colour: Azure

Door Glass: Tron



Door Colour: Slate

Door Glass: Lotus



DESIGNER



Door Colour: Moonshine

Door Glass: Belgravia




Door Colour: Citrine


Door Glass: Tectronic

Monza II Inox Nice

The epitome of modern, the combination of the Monza II slab and Inox cassettes in the Nice design creates something fresh and intriguing.



Door Colour: Florida | Door Glass: Space




Door Colour: Silver Grey
Door Glass: Graphite

Black Option




Door Colour: Mulberry
Door Glass: Skyline



Door Colour: Alaskan Birch
Door Glass: Trinity


Black Option



Door Colour: Victory Blue
Door Glass: Vector (Black Only)

Door Colour: Anthracite Grey

Door Glass: Cubic



Door Colour: Wedgewood

Door Glass: Luxor



Door Colour: Pale Pink

Door Glass: Quantum



Black Option

Door Colour: Alaskan Birch

Door Glass: Syscraper



DESIGNER


I GRAINED DESIGNER DOORS

Monza II Inox Monaco

With its contemporary linear etched detailing, the Monza II is a stunning door available glazed or as a solid door option.



Door Colour: Stone Grey | Door Glass: Graphite





OR*i*GINAL®

A NEW STANDARD IN DOORS

LINKS


DESIGNER

DOORS

METALLiC

A new METALLiC finish is available exclusively across the FLiP Flat Stipple cassette range. Using the latest paint technology, METALLiC adds a bit of shine to further enhance the ultimate Designer door, Links.

Available for Links Square, Links Augusta, Links Augusta Long, Links Oakmont and Links Copenhagen designs.





TWiNTONE is the new Designer glazing cassette option intended to offer some serious contrasting design choices for the grey colour door movement.

Available exclusively on the Links Designer door range with the stunning Anthracite Grey FLiP Flat Stipple cassette for Links Square, Links Augusta, Links Augusta Long, Links Oakmont and Links Copenhagen designs.




Door Colour: Anthracite Grey

Door Glass: Skyfall




Door Colour: Stormy Seas

Door Glass: Graphite



Door Colour: Clay

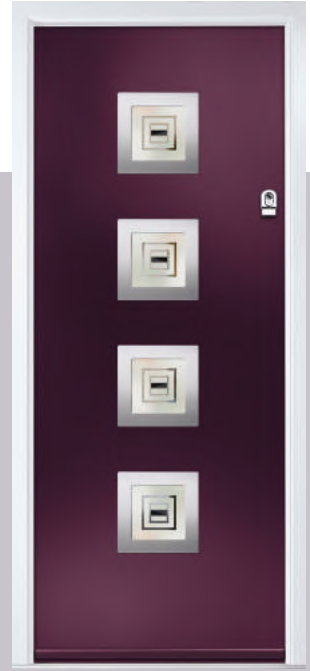
Door Glass: Cubic



Inox Nice
Black
Option

Door Colour: Very Berry

Door Glass: Space



Inox Nice
Silver
Option

DESIGNER

LINKS DESIGNER DOORS

Links Square

A popular choice with its bold colours and sleek pull handles, makes the perfect statement for a contemporary home.




Door Colour: Slate | Door Glass: Trinity



Links Oakmont


including Copenhagen option

The Links Oakmont door offers a unique, modern style with four decorative horizontal lites that allow light to stream in.




Door Colour: Silver Grey
Door Glass: Tron

TWINTONE



Door Colour: Olive Grove
Door Glass: Cubic



Door Colour: Moonshine
Door Glass: Victorian Border



Door Colour: Florida
Door Glass: Tectronic

Copenhagen Option

Door Colour: **Mulberry**
Door Glass: **Quantum**




Door Colour: **Wedgewood**
Door Glass: **Deco**



Door Colour: **Shadow**
Door Glass: **Graphite**



Door Colour: **Blue**
Door Glass: **Luxor**



DESIGNER


LINKS DESIGNER DOORS

Links Augusta

With its simple, slim glazed panel and parallel pull handle, the Links Augusta has a clean modern style.



Door Colour: **Bahia Blue** | Door Glass: **Lotus**



Links Augusta Long


A full length decorative glass alternative to the standard Links Augusta.



Door Colour: Agate Grey | Door Glass: Tectronic 



Doorstyle Options



Door Colour: Stormy Seas

Left Option


Door Glass: Athena



Door Colour: Mushroom

Centre Option

Door Glass: Palazzo



Door Colour: Agate Grey

Inox Monaco

Black Option

Door Glass: Graphite



Door Colour: Slate

Inox Monaco

Silver Option

Door Glass: Quantum



DESIGNER



Door Colour: Anthracite Grey



Centre Option

Door Glass: Louisiana



Door Colour: Pale Pink

Centre Option

Door Glass: Skyscraper

Composite Sidepanel Options

For homes with larger openings, we offer a range of panelled and flush sidelight options to complement your door. This option is available with full, matching decorative glass. Size restrictions apply.



Door Colour: Sage | Door Glass: Impression



Carnoustie

Birkdale

Penina (Left)

Penina (Right)

Medinah

Troon

Muirfield

Solid

Door Colour: **Agate Grey**

Door Glass: **Tiffany**




Door Colour: **Mulberry**

Door Glass: **Trio Diamonds**



Door Colour: **Shadow**

Door Glass: **Louisiana**



Medinah sidelights use the FLiP® Flat Grained and Flat Stipple cassettes only at this time.



Door Colour: **Wedgewood**

Door Glass: **Hathaway**



Decorative Glass Options

Decorative Glass transforms doors and makes a personal statement. We offer a range of styles to suit all budgets and tastes from contemporary styling to traditional choices. All our decorative glass is manufactured to the highest possible standards.

Traditional



Exclusive

4 Bevel

A simple glass design combining 4 clear bevelled glass squares and blackened coming that allows the light to flood.



Artisan

Striking and flowing elliptical shapes join an array of crystal clear diamond bevels to create a dazzling effect. Glue chip surrounding textures provide a perfect contrasting finish.



Exclusive

Astoria

An Edwardian era design created using a combination of rich coloured glass of varying texture. Encapsulated inside a triple glazed unit to combine traditional leaded glass with 21st Century performance.



Athena

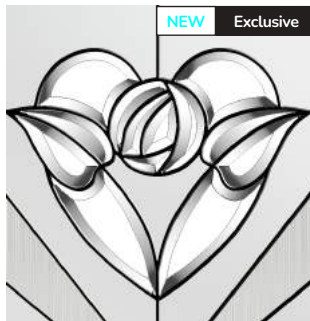
The Athena gracefully combines brilliant cut lines and a clean sandblast finish. The understated half glazed model is a great option as a simple glass design for a back door.



Exclusive

Belgravia

A Victorian inspired repeat design with a delicate star motif set into a diamond pattern. The combination of etched and clear glass works beautifully well on this traditional timeless design.



NEW Exclusive

Blossom

The beautiful bevelled heart and flower motif that is the centrepiece of this design is reminiscent of the style created by Scottish designer and architect, Charles Rennie Macintosh. The combination of the central motif with subtle patterned glass makes this one of our most popular designs.




Birchwood

The purity of this linear range draws its inspiration from Frank Lloyd Wright. Hints of cubism come together with leading edge glass technology to create a wonderful multi-textured finish.



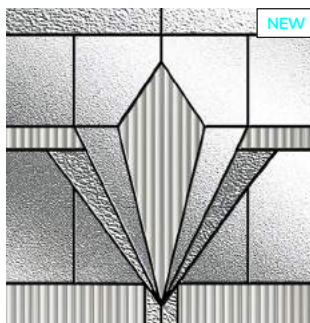
Bloomsbury

An impressive large bevel cluster for those looking for a real feature statement. The Bloomsbury bevels will refract light beautifully and it's intricate detail is unsurpassed.



Carrington


Only available in our Carnoustie door, this simple design and uses traditional lead on a stipple backing glass. The diamond lead design sits proud to the outer pane when glazed into the door.



NEW

Casino

A 1930's inspired design utilising a range of clear glass textures to create a traditional design, particularly suited to inter-war properties.



Diamonte

Offset diamond clear bevels of the Diamonte design provide a particularly modern finish. This contemporary design is finished to the highest standard with zinc and soldered joints.



NEW Exclusive

Empire

A detailed yet subtle design with a clear repeating design motif set against etched effect glass. The classic 1920's Art Deco motif design suits a wide range of door styles and architectural styles.



Essence

A 1930's style decorative glass design combining a range of bold heritage colours and textured glasses with blackened coming and traditional soldered joints.



Geometric

An intricate design of crisp line and geometric shapes creates an eye-catching and unique design.



Grange

Our Bullion uses new techniques to create a very deep cut and impressive look. The circular bands create prisms of light and the design works very well in all styles of property.



Hathaway

Antique coloured glass is joined using a stunning black came and weld. All is encapsulated within the insulated unit for easy upkeep and to protect the design.



Indulgence Grey

The delicately shaped clear glass bevels glisten against the etched glass and create a look of understated and tasteful elegance.




Jazz

Inspired by the striking glass designs of the Art Deco period, the combination of glass textures, colours and flowing lines makes a bold statement and focal point for your door.



Lanesborough

Genuine coloured Spectrum Glass with blackened comes combine to create this stunning leadlight design, reminiscent of the Victorian era. With Lanesborough, you can now have all the benefits of traditional leadlights, with the performance and thermal properties you would expect in your door. **Available in 3 border colours: Amber, Blue or Green.**




Lavish

Our most traditional design, the Edwardian-era, Savoy glass option combines timeless green, amber and red colourways with on-trend fluted glass. The glass pieces are combined with a subtle black coming and encapsulated inside the glass unit.



Numbers*

A custom house number as a combination of clear and etched glass, is available on a range of standard glass sizes.



Optimal

Simulated divided lights create the look of individual panes of glass, whilst maintaining the performance benefits of a single double glazed unit.



Onyx

Beautifully handcrafted, the geometry of the brilliant cut recurring diamond motif, complemented by etch effect glass, bring privacy and security to your home.



Prestige

An ageless classic design with crystal cut bevels surrounded by a stipple backing glass. The design incorporates clean zinc lines and traditional welded joints.



Speakeasy

A unique custom house number design that allows you to put your stamp on this art deco-inspired piece.



Stardrop


Stardrop features delicate star drops in a sparse pattern giving a high level of obscurity through the etched texture of the glass.



Trio Diamonds

The finest quality of hand crafted decorative triple-glazing with a contemporary zinc finish. Luxury crystal cut bevels are sealed securely between 2 panes of safety glass to ensure good looks for many years to come.

*Numbers is a bespoke glass design, customised to suit your number/ letter requirements. We use a standardised font but the position and scale may differ according to the number of characters requested.




Tiffany

The Tiffany is reminiscent of designs used in the Victorian period. It uses a combination of vibrant coloured glasses against a background of softly rippled glass, with blackened cames.



Tranquility Zinc

This extremely popular model combines multiple cut bevels and striking backing textures all encapsulated with the insulated glass unit.



Artemis

Simple but extremely effective. The Artemis features an etched glass centre with a clear surrounding border. A strong option for both traditional and modern homes alike.



Aspen

This European style design is produced using high grade brushed stainless Inox elements, that are bonded to the centre pane of glass. This combination provides a unique contrast.




Aztec

A luxury triple glazed option, featuring modern black came with hammered and stipple backing glass. This crisp design offers very high levels of privacy and allows lots of light throughout any entrance.



Cubic

The concentric squares inside a band of sandblasted glass is a subtle take on our Vector design. The Difuso glass ensures high levels of privacy whilst maintaining light transmission.



Deco

Exclusively commissioned by glass artisans, Deco uses a sophisticated frosted backing glass coupled with clear dividing lines that create a simple, elegant and highly desirable contemporary design.



Halo

A stunningly simple design, Halo is created using hand cut glass centres, that are polished and bonded within a clear border. The contrast offers a beautiful combination.




Luxor

Intricate laser cut brushed stainless steel is inset within each triple glazed panel and located with zinc joining strips. A heavily embossed backing glass offers good levels of privacy.



Palazzo

Inspired by the Prairie design movement, Le Moyne combines simple bevel glass pieces, lineal design and chevrons with on trend Fluted glass to create a stunning contemporary design.



Skyfall

Minimalistic yet full of modern impact, Skyfall features a combination of line and dot work to create an intricate and eye-catching design.



Mercury

A modern clear design laced into an etched backing glass with feature clear glass bevels. Mercury has a chic look with the glass bevels sitting proud to the outer glass pane.



Milan

A modern yet understated, sleek decorative door glazing. A blend of deep cut glass bevels and 'reed' highly obscure backing glass, combined perfectly to reveal an extremely alluring finish.



Panama

A sophisticated, contemporary design incorporating various glass textures with clear 'came' lines. Panama is a twist on lineal Art Deco period style.



Rhapsody

Rhapsody is designed to focus on European styling that suits the door that surrounds them. Contemporary, clean, simple etched designs that have proved very popular.




Synergy

A modern twist on a traditional technique, Synergy combines hand-cut textured glass pieces, contemporary fused glass elements and polished zinc caming.




Tokyo

Tokyo is designed to focus on continental styling that suits the door that surrounds them. Contemporary, clean, simple etched designs that have proved very popular.




Vector

By combining Fusion glass tiles with small stainless steel elements and etched glass, Vector is a strikingly modern glazing option that is ideally suited for contemporary doorsets.



Victorian Border

Obscure delicately sandblasted glass combined with a crisp clear keyline gives Victorian Border a classical simplicity that is equally in place in contemporary and traditional doors.





Bold Pink

Inspired by Pop Art and developed into a decorative glass design unlike anything else available by our design consultant Jeyda, Bold Pink makes the ultimate statement.




Etch Lines

The simplicity of the clear lines against the etched effect gives a truly contemporary, minimalist look that combines privacy and design.



Graphite

Graphite is modernity at its best. Using the latest weld-free coming technology in stunning matt black, it is a modern take on decorative glass which will complement any contemporary door.



Hive

Hive has always been an icon of hard work, but more recently, promotes the ideal of togetherness. It's roots have been based in Manchester for centuries – but can be seen across the UK as a symbol of nature.



Impression

Stunning black chrome coming combined with satin and grey bevelled glass pieces, Impression makes a striking statement encapsulated inside a double glazed unit for easy cleaning.




Kew

Kew combines intricate bevel work and soft water glass against a background of obscure etched glass. The central flower motif will make a stunning focal point for any door.



Lotus

Using the 'weld-free' chrome finish aluminium comes, combined with bevelled glass pieces and etched Millenium glass, Lotus is a truly stunning yet simple design.



Louisiana

The complex bevelled design combined with stunning textured glass creates a design with undoubted kerb appeal and 'Wow Factor'.



Metropolis

Metropolis is inspired by the Art Deco designs of the 1930's and, with its bold design and colourways, it looks equally at home in both traditional and more modern door settings.




Peak

From the unique Jeyda design collection, Peak is a fabulously unique design with an array of colours and textures combined with fine black lines.



Quantum

Combining our soft acid etched Difuso glass with the deeper texture of the sandblasted design creates a modern, striking glass perfectly suited for contemporary doors.



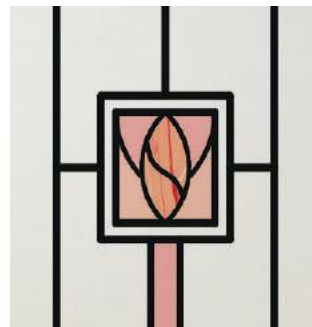
Skyline

A simplistic yet strikingly modern glass design, Skyline uses a combination of multi-width clear lines against a background of delicately sandblasted glass.




Skyscraper

Utilising flat black coming, on trend Fluted glass and simple bevelled glass pieces, the glass design features many of the elements featured in 1930's Manhattan architecture and now seen in the Industrial-Heritage style revival.




Soul Pink

The combination of delicate pink colours with varying levels of transparency, combined to create a modern design with a nod to the mid-century modern design style.



Spirit Pink

Bold colours and textured glass effects are combined with a beautiful, fused glass motif.



Space

Minimalist and stylish, Space is a modern geometric design of an etched glass design, offset with 3-dimensional black glass elements, encapsulated inside a triple glazed unit.




Tectronic

A truly contemporary design from our in-house designer Jeyda. The geometric shapes are combined with neutral greys and black glass colours to create a design unlike anything else on the market today.



Trinity

The multi-width lines of Difuso soft acid etched glass contrast beautifully with the deeper texture of the sandblasting to create a truly modern design.



Tron


Simple yet effective, Tron features a linear design that provides a minimalistic intricacy that delivers real impact in many door designs.



GLAZING


Clear or Obscure Glass Options

The majority of our door styles are also available in a standard range of 4 carefully Laminated Low-E patterned glass options or Laminated Low-E clear glass.



Minster

Minster pays homage to historic hammered glass and is most suited to period homes or more traditional door styles.



Stippolyte

The timeless appeal of this stipple effect glass makes it one of our most popular options. The surface texture offers very high levels of obscurity and the design suits most door and house styles.



Cotswold

A more heavily textured pattern resembling water cascading over a surface. It is one of our most popular patterns and is especially suitable for doors that require higher levels of privacy.




Satin

Satin glass is an acid etched glass that offers high levels of privacy. It is a very neutral finish similar to sandblast and is ideal for use in both traditional and contemporary doors. **Now available for all door styles containing grids.**




Decorative Glass Availability


Our multitude of decorative glass designs and options, paired with a wide range of door styles enables you to personalise your door effortlessly.



TRADITIONAL	Carnoustie / Knightsbridge	Birkdale	Penina	Pinehurst	Troon	Muirfield	Riviera	Portrush	Sunburst	Lytham / Tatton	Lytham / Tatton 4Grid	Lytham / Tatton 9Grid	Turnberry	Turnberry 11Grid	St Andrews	Belfry 1 & 3	Pevero	Sunningdale	Eaton / Merion	Eaton / Merion 4Grid
4 Bevel Square				■												■	■		■	■
Artemis	■	■	■	■	■	■	■	■								■	■	■	■	
Artisan	■	■	■																	
Astoria	■	■	■																	
Athena																				
Aztec													■							
Belgravia	■	■	■	■	■	■										■	■	■	■	
Birchwood	■	■	■		■	■	■	■											■	
Bloomsbury	■	■	■			■		■		■			■							
Blossom																				■
Bold Pink										■										
Carrington	■	■	■																	
Casino											■									■
Cubic	■	■	■	■		■										■	■			
Diamonte	■	■	■																	
Empire	■	■	■																	■
Essence															■					
Geometric																				■
Grange																■	■			
Graphite	■	■	■	■												■	■	■		
Halo																				
Hathaway					■	■	■	■							■				■	
Hive																			■	
Impression	■	■	■		■	■	■	■		■					■				■	
Jazz																				■
Kew	■	■	■												■				■	
Lanesborough	■	■	■																	
Lavish																				■
Louisiana	■	■	■	■	■	■				■					■	■	■	■	■	
Louisiana Rose Gold	■	■	■		■	■													■	■
Luxor																				
Mercury																				
Metropolis	■	■	■		■	■				■									■	■
Milan	■	■	■																	
Numbers							■	■		■									■	
Onyx													■							
Optimal									■		■	■		■						■
Palazzo	■	■	■			■				■										■
Panama															■					
Peak								■												
Prestige	■	■	■		■	■	■	■											■	
Skyfall				■												■	■			
Skyscraper	■	■	■							■					■					■
Soul Pink	■	■	■																	
Space				■												■	■			
Speakeasy																				■
Spirit Pink	■	■	■																	
Stardrop							■	■											■	
Synergy													■							
Tectronic	■	■	■		■	■													■	
Tiffany	■	■	■												■					
Tranquility Zinc	■	■	■	■	■	■							■		■	■	■			
Trinity				■												■	■			
Trio Diamond	■	■	■		■	■	■	■		■									■	
Victorian Border	■	■	■	■	■	■	■	■		■			■		■	■	■	■	■	■

CONTEMPORARY	Gleneagles	Gleneagles 4Grid	Kings	Grove	Oulton	Charitilly	Seminole 3 / 4 / 5	Vilamoura	Oakmont / Copenhagen	Augusta	Augusta Long	Square 3 & 4	Inox Nize	Inox Lyon	Inox Munich	Inox Monaco	Inox Barcelona	FLIP Barcelona
4 Bevel Square												■						
Artemis			■		■	■	■	■	■	■	■	■						■
Aspen															■			
Athena											■							
Belgravia			■				■	■	■			■						■
Birchwood			■			■	■	■										■
Bloomsbury			■	■		■	■	■										■
Cubic			■				■	■	■			■	■	■		■		■
Deco					■					■	■							
Etch Lines					■					■	■							
Graphite	■		■		■		■	■	■	■	■	■	■	■	■	■		
Halo																	■	
Hathaway																		■
Impression	■		■	■	■	■	■	■	■	■	■							■
Indulgence Grey	■																	
Lanesborough											■							
Lotus	■				■				■	■	■							
Louisiana	■		■	■	■		■	■	■	■	■	■						■
Louisiana Rose Gold	■		■		■		■	■	■	■	■							■
Luxor					■					■	■				■	■		
Mercury							■						■	■				
Metallic									■									
Metropolis			■	■	■		■	■		■								■
Numbers					■	■				■	■							
Optimal		■																
Palazzo			■	■	■		■	■	■	■	■							■
Peak						■												
Prestige			■			■	■	■										■
Quantum					■					■	■					■		
Skyfall									■			■						
Skyline									■				■	■				
Skyscraper	■				■					■	■				■	■		
Space												■	■					
Stardrop						■												
Synergy	■														■			
Tectronic			■				■	■	■		■							■
Tiffany											■							
Tokyo																	■	
Tranquility Zinc			■				■	■				■						■
Trinity											■	■	■	■				
Trio Diamond			■	■		■	■	■			■							■
Tron									■									
Vector													■					
Victorian Border	■		■	■	■	■	■	■	■	■	■	■						■





DESIGNER	Monza Augusta Long	Monza Augusta	Monza Square 3 & 4	Monza Oakmont	Monza Inox Nice	Monza Inox Monaco	Links Square 3 & 4	Links Oakmont / Copen	Links Augusta	Links Augusta Long
4 Bevel Square			■				■			
Artemis	■	■	■				■		■	■
Athena	■									■
Belgravia			■	■			■	■		
Cubic			■	■	■	■	■	■		
Deco	■	■							■	■
Etch Lines	■	■							■	■
Grange										
Graphite	■	■	■		■	■	■		■	■
Impression	■	■							■	■
Lanesborough	■									■
Lotus	■	■		■				■	■	■
Louisiana	■	■	■				■		■	■
Louisiana Rose Gold	■	■							■	■
Luxor	■	■				■			■	■
Mercury					■					
Metallic				■				■		
Metropolis		■							■	
Numbers	■	■							■	■
Palazzo	■	■							■	■
Quantum	■	■				■			■	■
Skyfall			■	■			■	■		
Skyscraper	■	■				■			■	■
Skyline				■	■			■		
Space			■		■		■			
Tectronic	■			■				■		■
Tiffany	■									■
Tranquility Zinc			■				■			
Tron				■				■		
Trinity	■		■		■		■			■
Trio Diamond	■									■
Vector					■					
Victorian Border	■	■	■	■			■	■	■	■

Technical Specifications

ORiGINAL® 44mm Door

- > Grained GRP skins are available in a wide variety of styles and colours including wood stains
- > Stiles and Rails are manufactured from a water-resistant polymer
- > The key material components of an ORiGINAL foam filled door are sustainably sourced LVL, recycled PVC and foam.
- > Superior heat and sound insulation
- > Complimentary choice of grained reglazeable cassettes
- > Doors meet the test standard for PAS:24 and Secured by Design
- > Q-Marked with full manufacturing traceability



Care and Maintenance

Your new door should keep you safe and secure for years to come however with all products and especially those that are exposed to the elements we recommend that you carry out a care and maintenance routine.

- > Door frames should be washed with warm soapy water.
- > The door leaf should only be cleaned using warm water or non-aggressive composite door wipes. No solvent-based product or abrasives should be used as these will damage the surface of the skin.

Glass

All the double and triple glazed units used in our doors are manufactured to the highest standard and come with internationally recognised accreditations for performance, strength and thermal efficiency.

High Performance Secure Units

All units are made laminated to comply with Document Q. All units are manufactured to the EN1279 standard for quality of seal and life expectancy

Thermally Efficient

All the clear or obscure glass units in our range have insulating features as standard. They are manufactured using low emissivity glass and the airspace is filled with Argon gas to give industry leading thermal efficiency.

In addition, we only use warm edge spacer systems.

- > External glass should be cleaned with warm soapy water and cleaned with a proprietary glass cleaner.
- > Maintenance of the door may be required to maintain any guarantees from the installer. Hinges should be lubricated with engineering oil. Cylinders can be lubricated with Teflon-based products only, as other oils may cause degradation. If necessary, a small amount of lubricant can be applied to the moving parts such as letterplates, handles and knockers.



O R *i* G I N A L[®]

A NEW STANDARD IN DOORS

All images portrayed in this brochure should not be reproduced without specific written permission from the original owner of the artwork. Images, designs and colours are for illustrative purposes only and may differ when manufactured. We reserve the right to amend or withdraw any products within this brochure without prior notice. Door colours shown in this brochure should be used for guidance only. We have made every effort to match the colour and stain you see in the brochure so it's as close as possible to our paint when applied to the doors. Due to the nature of the product it is applied to, there is sometimes a difference between them which we cannot avoid. The colour, intensity and sheen level may differ from the paper print version and we do not accept any liability for this for whatever reason. To ensure that you are getting the right colour on your door, you can order colour swatches from your supplier.